



2003 10 21





2003 7 6





2004 1 20





2004 1 27





2004 1 27





2006 6 18





2006 6 18









2006 6 12





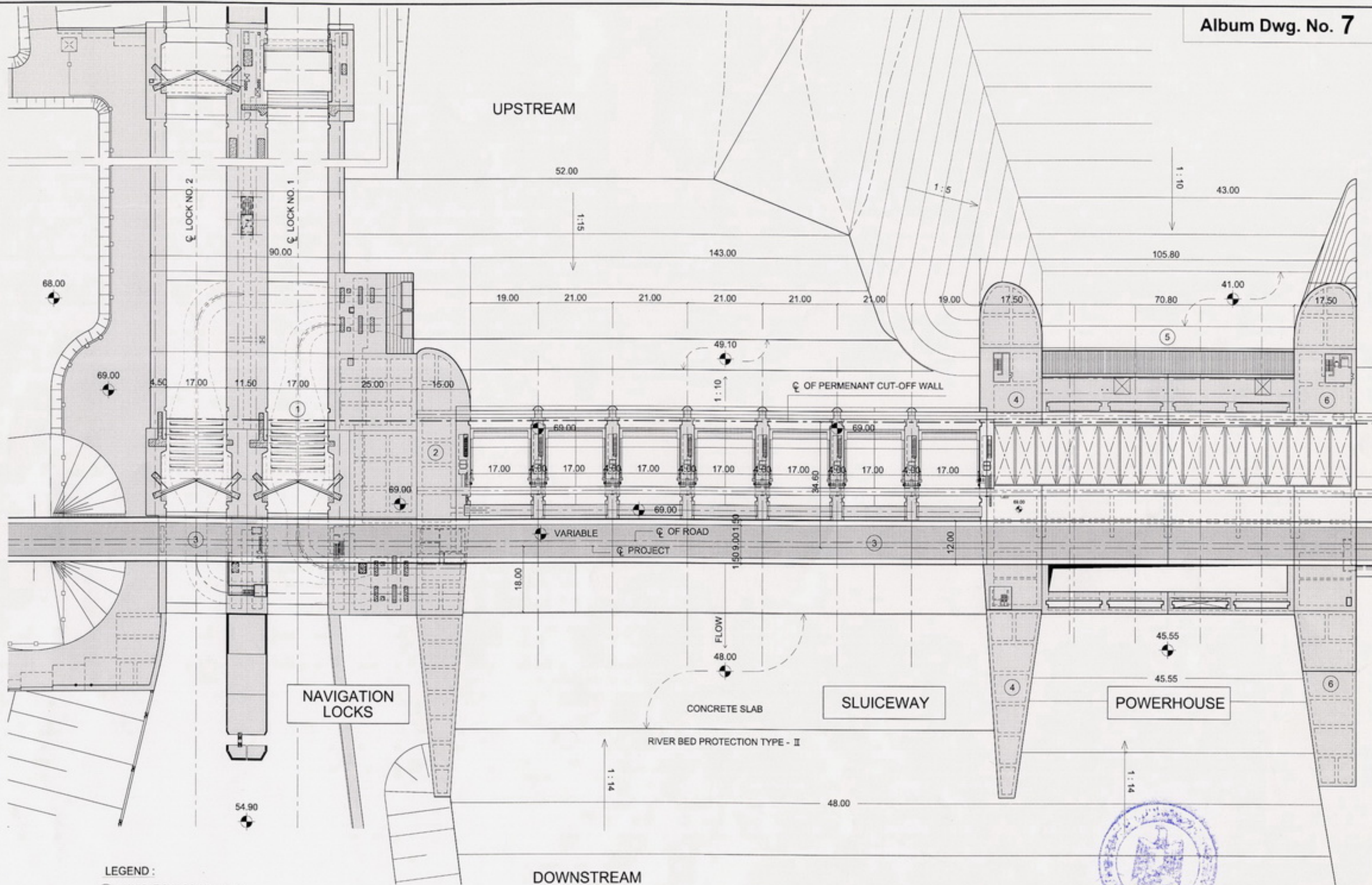
2006 6 12





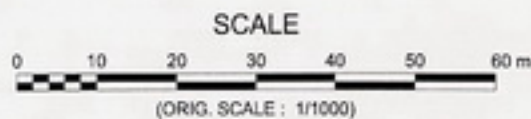
2006 6 13





LEGEND :

- ① NAVIGATION LOCK FILLING AND EMPTYING SYSTEM
- ② SLUICeway ABUTMENT PIER
- ③ PUBLIC ROAD BRIDGE
- ④ INTERMEDIATE PIER
- ⑤ POWERHOUSE INLET
- ⑥ POWERHOUSE ABUTMENT PIER



**New Naga Hammadi Barrage and Hydropower Plant**  
**Project Implementation Unit**  
**MWRI - MEE**

TENDER DESIGN

Naga Hammadi Barrage Development Consultants



**CONCRETE STRUCTURES**  
**LAYOUT**

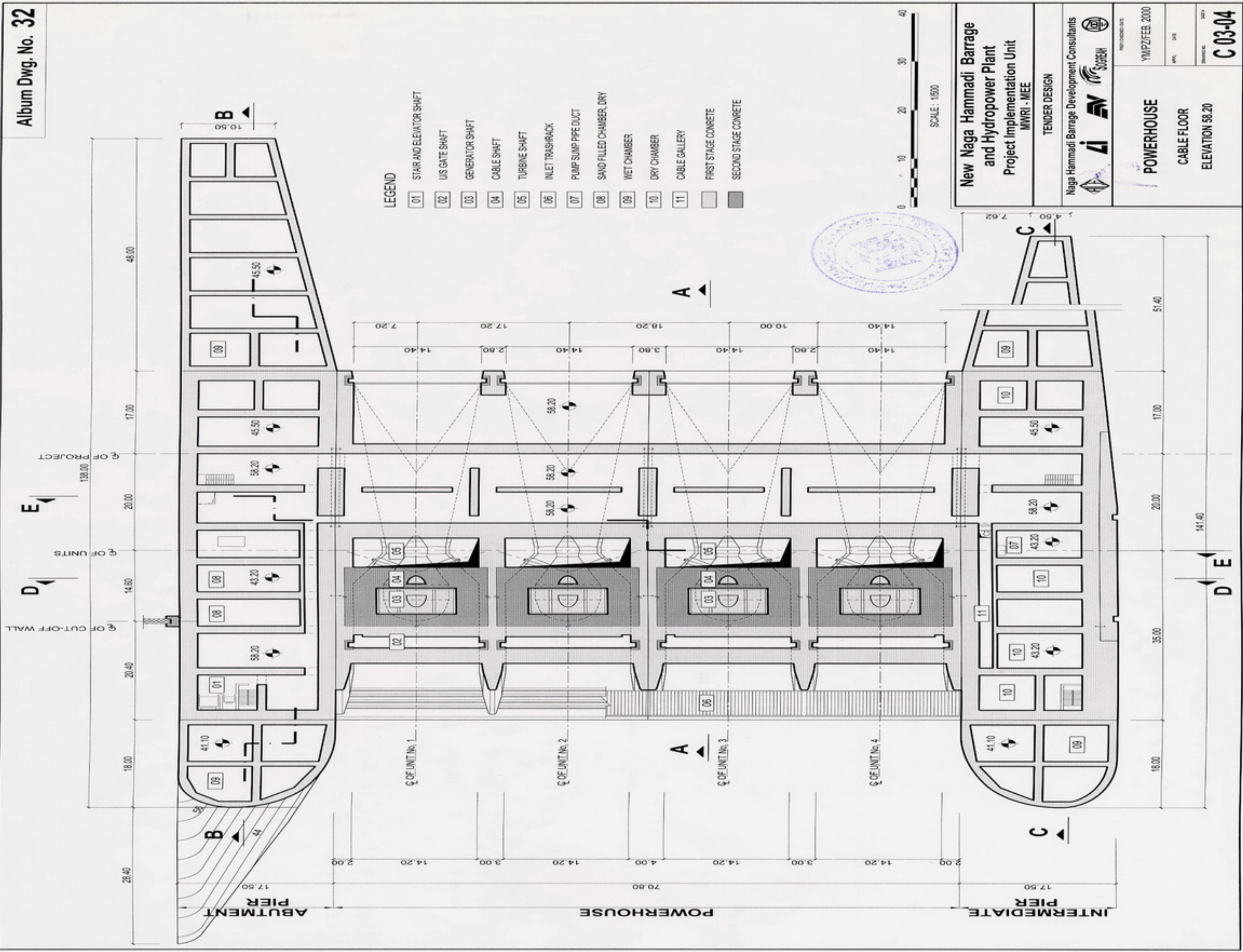
PREP/checked-DAT  
 KA/PZ/FEB. 2000

APPL: DATE

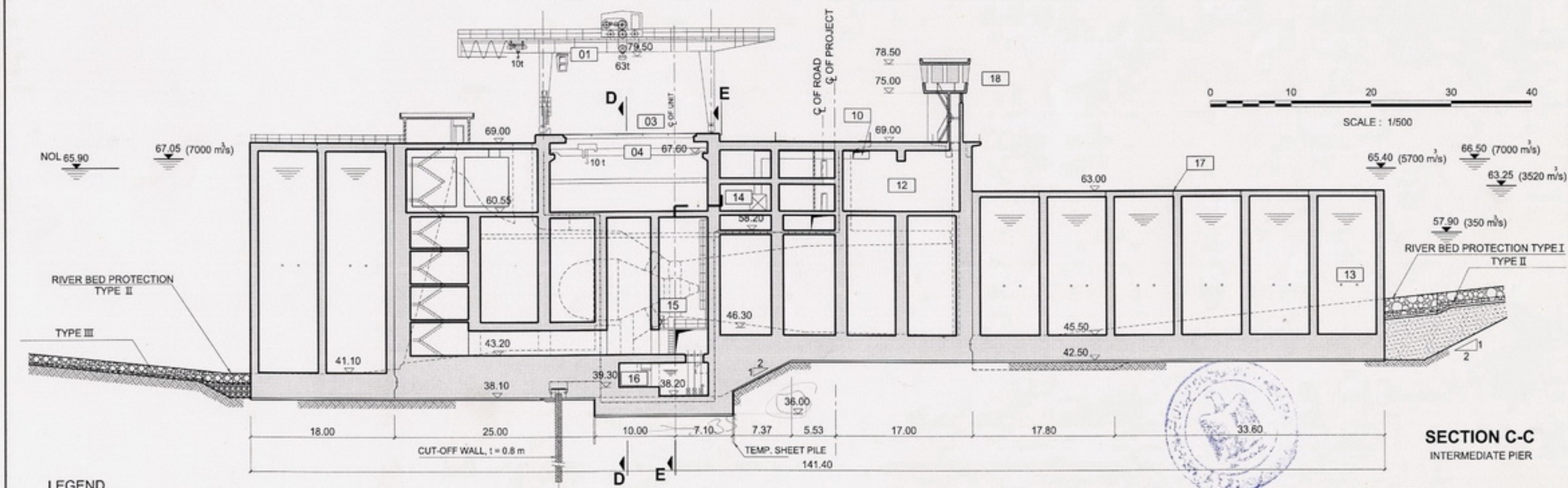
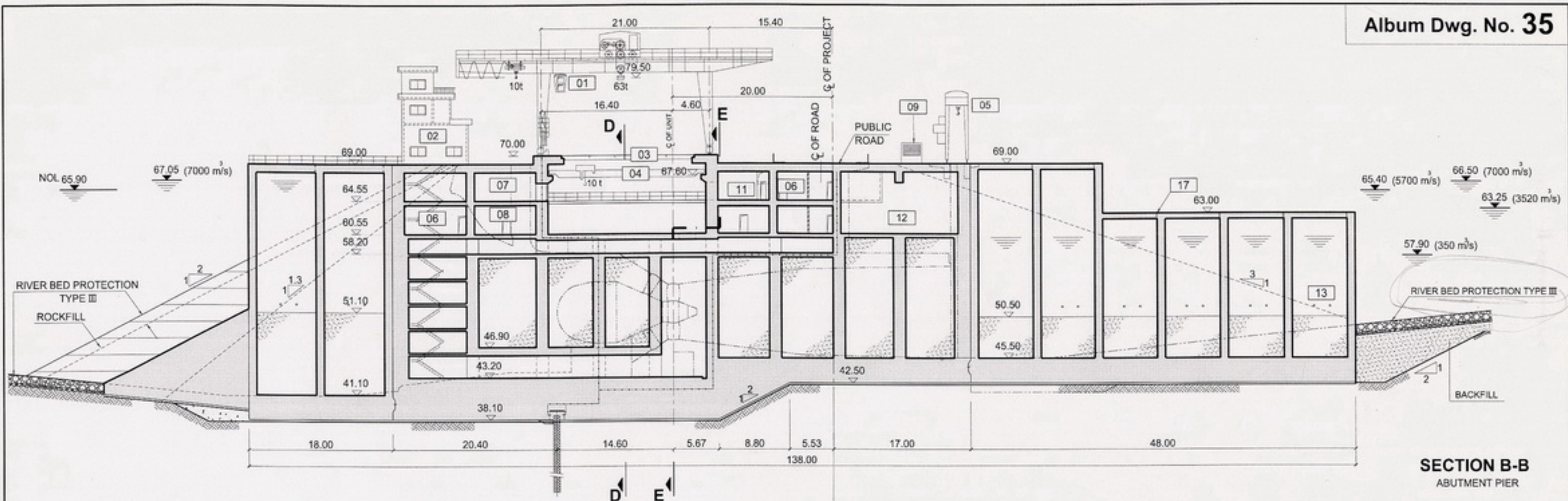
DRAWING NO. SHEET

**C 00-06**









## LEGEND

- |    |                                    |    |                                   |    |   |
|----|------------------------------------|----|-----------------------------------|----|---|
| 01 | MAIN GANTRY CRANE 63/10t (2No.)    | 08 | RELAY ROOM                        | 15 | LOCAL CONTROL BOARD FOR DRAINAGE & DEWATERING PUMPS |
| 02 | ENTRANCE BUILDING & GUARD TOWER    | 09 | HVAC AIR SUPPLY INLET             | 16 | OIL SEPARATOR / DRAINAGE SUMP                       |
| 03 | REMOVABLE STEEL COVER              | 10 | EMERGENCY DIESEL AIR SUPPLY INLET | 17 | VENTILATION OPENING, PVC Ø 150 WITH GRILL           |
| 04 | OVERHEAD CRANE 10t (1No.)          | 11 | CABLE DUCT                        | 18 | SLUICWAY GUARD TOWER & HVAC AIR SUPPLY SHAFT        |
| 05 | GANTRY CRANE FOR D/S STOPLOGS, 40t | 12 | AIR CONDITION                     |    |   |
| 06 | OFFICE                             | 13 | DRAIN HOLES (PVC Ø150)            |    |   |
| 07 | CONTROL ROOM                       | 14 | EMERGENCY DIESEL                  |    |   |

**New Naga Hammadi Barrage  
And HyddroPower Plant  
Project Implementation Unit  
MWRI - MEE**

TENDER DESIGN

Naga Hammadi Barrage Development Consultants



**POWERHOUSE**  
SECTIONS B-B & C-C

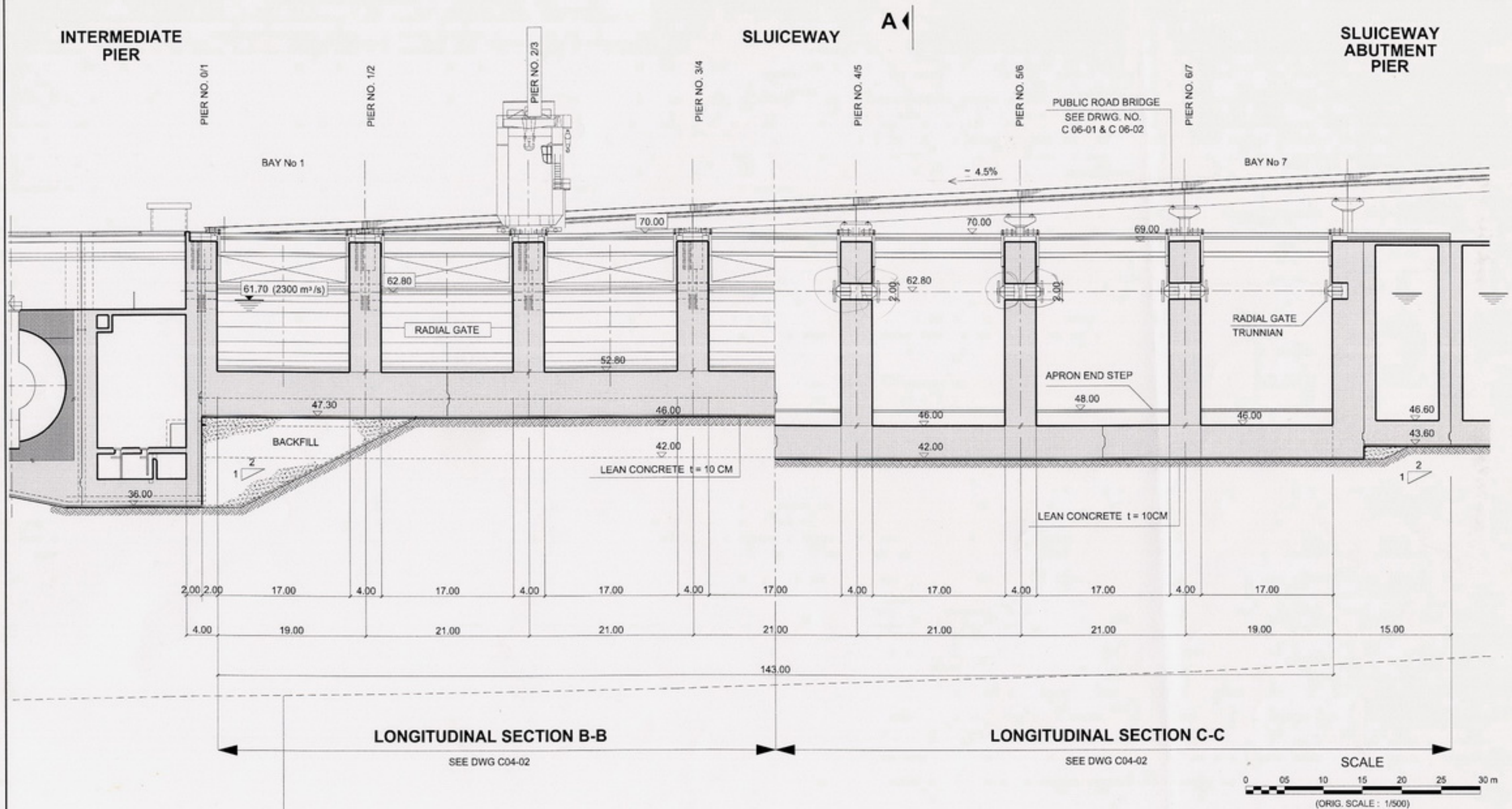
PROJ./CHECKED/DATE  
YM/PZ/FEB. 2000

APPR. DATE

DRAWING NO. 340014

**C 03-11**





OUTLINE OF CUT-OFF WALL  
SEE DWG. NO. C 14-02

A ◀



**New Naga Hammadi Barrage  
and Hydropower Plant  
Project Implementation Unit  
MWRI - MEE**

## TENDER DESIGN

Naga Hammadi Barrage Development Consultants



PREP / CHECKED / DATE

KA/PZ/FEB, 2000

Age	Sex
-----	-----

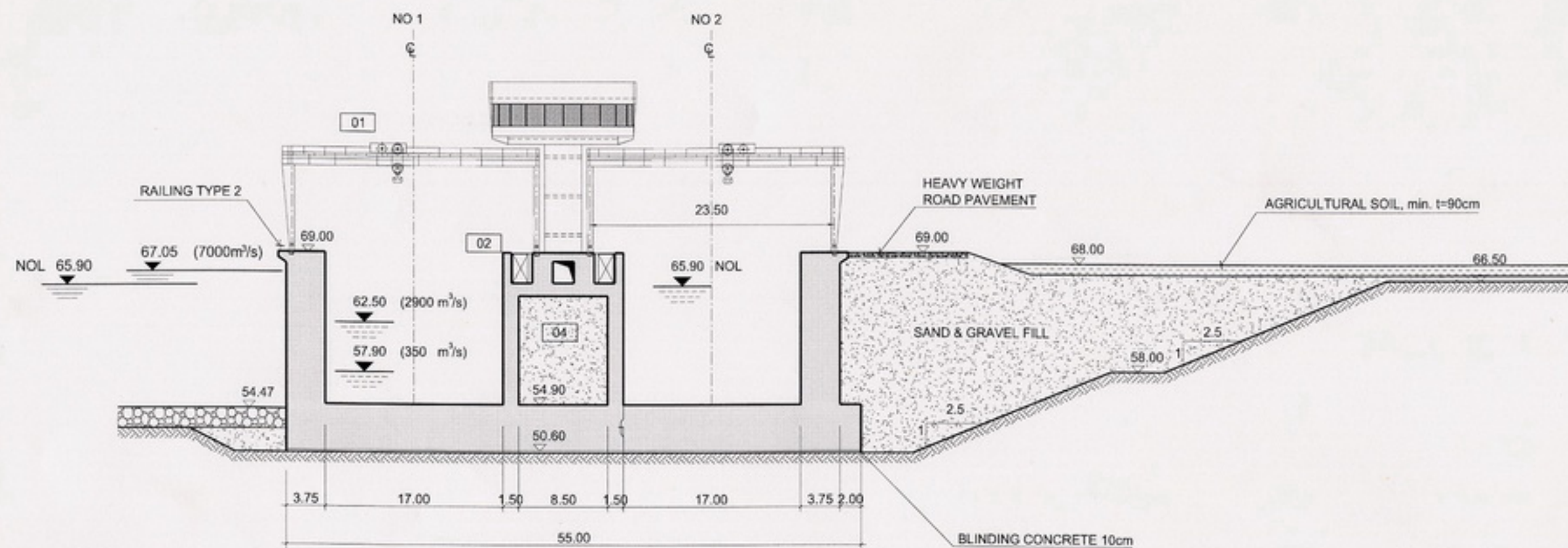
relaxation time	140014
-----------------	--------

SLUICEWAY

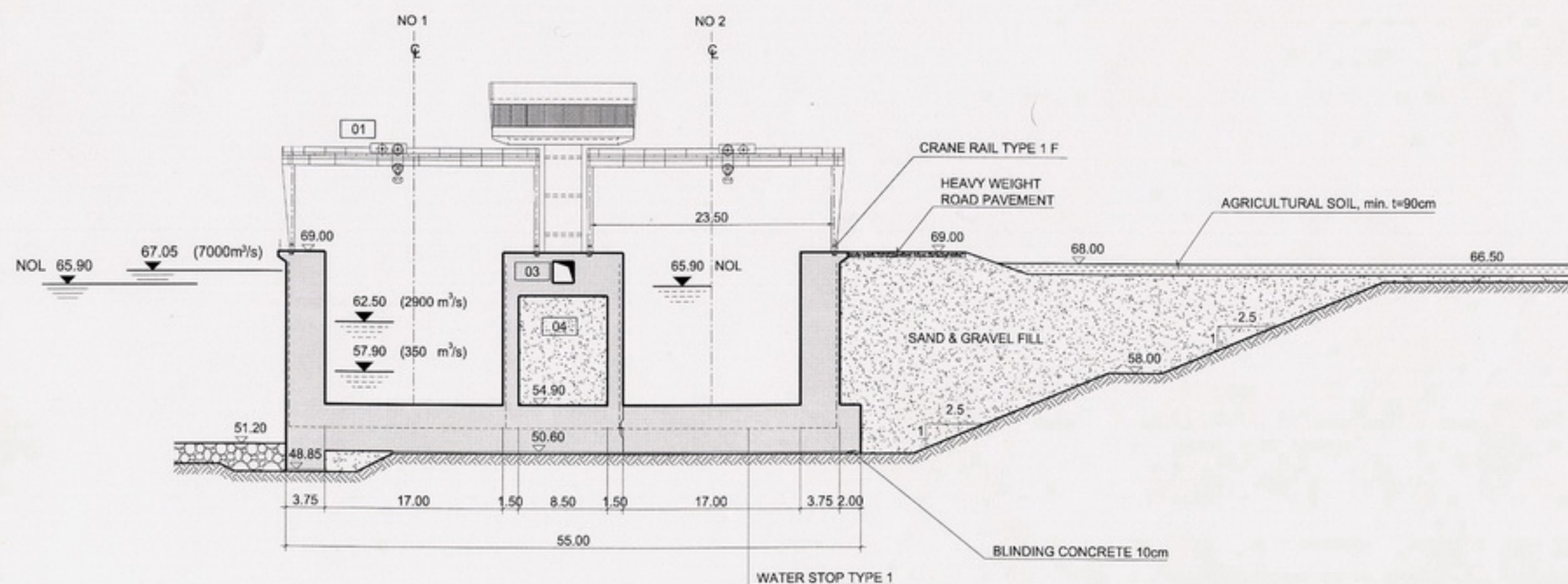
LONGITUDINAL SECTION

C 04-03





**SECTION A - A**



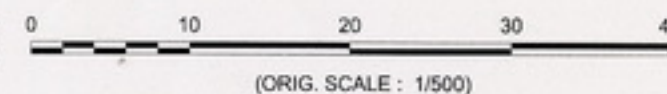
**SECTION B - B**

LEGEND

- |    |                           |
|----|---------------------------|
| 01 | STOPLOG GANTRY CRANE, 151 |
| 02 | STOPLOG STORAGE           |
| 03 | CABLE & PIPE GALLERY      |
| 04 | SAND & GRAVEL FILL        |



SCALE



**New Naga Hammadi Barrage  
and Hydropower Plant  
Project Implementation Unit  
MWRI - MEE**

## TENDER DESIGN

Naga Hammadi Barrage Development Consultants



PREP / CHECKED / DATE

MH/PZ/FEB. 2000

ACTE	0475
------	------

[Office Address] Inc.

1

## NAVIGATION LOCKS

CROSS SECTIONS  
A-A & B-B

C 05-30



Station  
hydro-électrique

Déversoir

Ecluses

Aval

Amont

